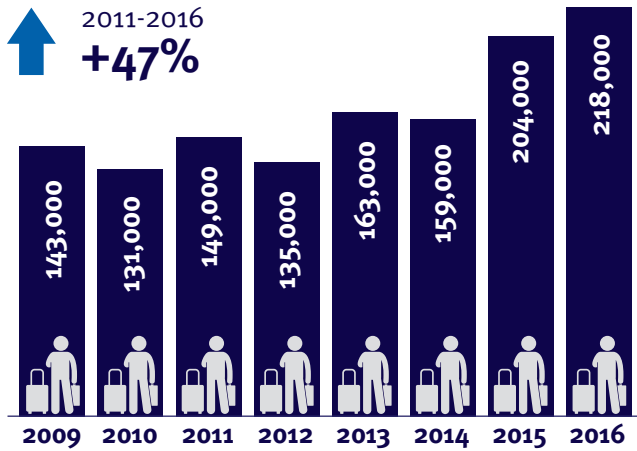


# Hong Kong

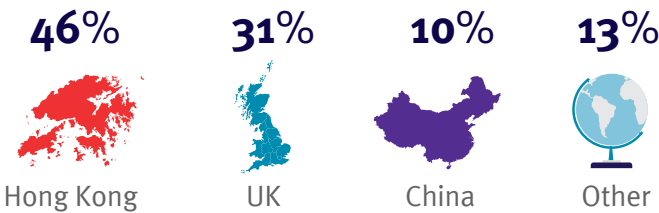
## Inbound tourism overview

### Annual visits\*

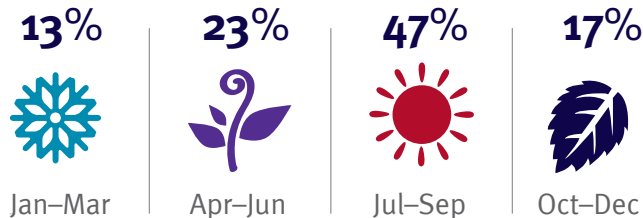


#29 Global ranking for inbound visits to the UK in 2016

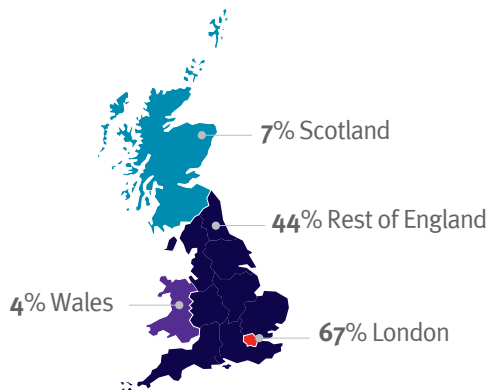
### Visitors' nationalities (2016)



### Seasonal spread of travel\* (2016)

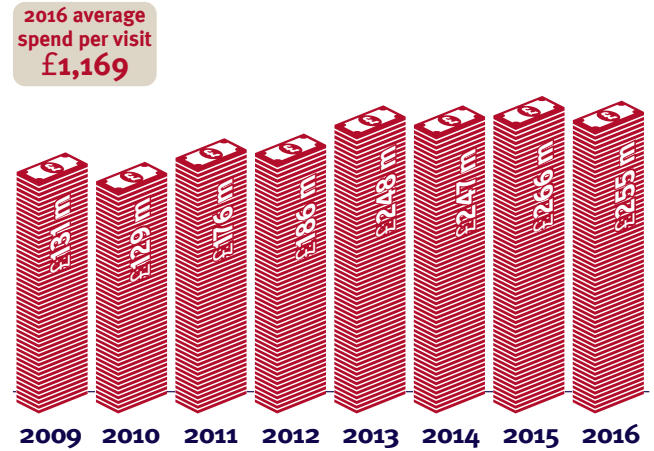


### Regional spread of travel\* (2016)



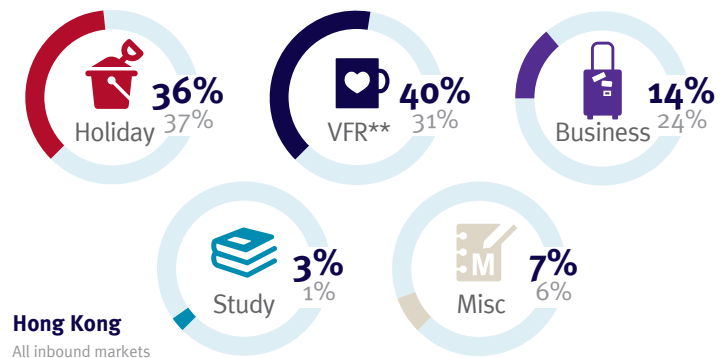
Percentages may not total 100% as single visit may include multiple regions.

### Annual visitor spend\*

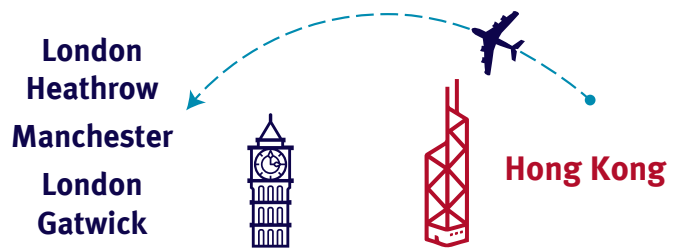


#22 Global ranking for inbound spend in the UK in 2016

### Purpose of travel\* (2016)



### Departure & destination airports\*\*\* (2016)



### Average flight seats per week\*\*\* (2016)

19,100

### Average length of stay\* (2016)

11 nights

\*\*Visit friends and/or relatives, \*\*\* direct flights only.

Sources: \*International Passenger Survey (IPS), \*\*\*Apex.



**VisitBritain<sup>®</sup>**