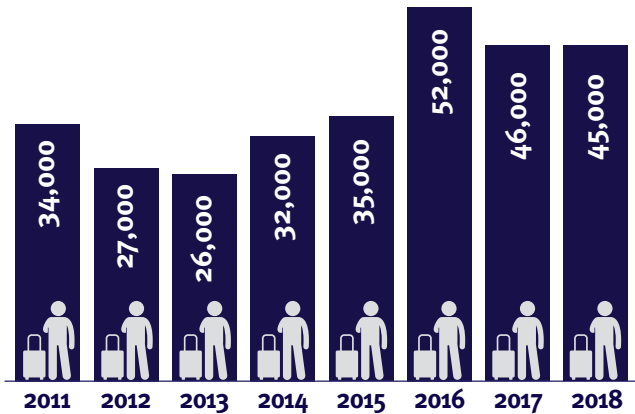




# Indonesia

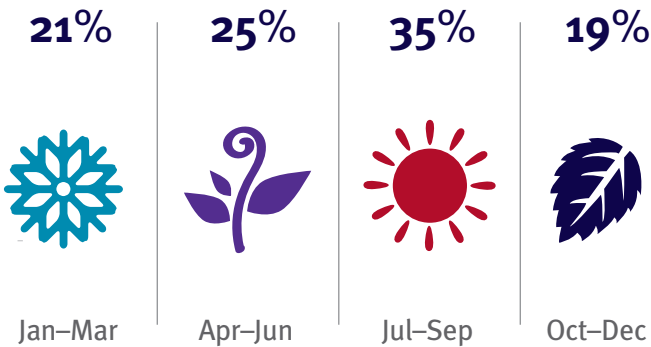
## Inbound tourism overview

### Annual visits\*

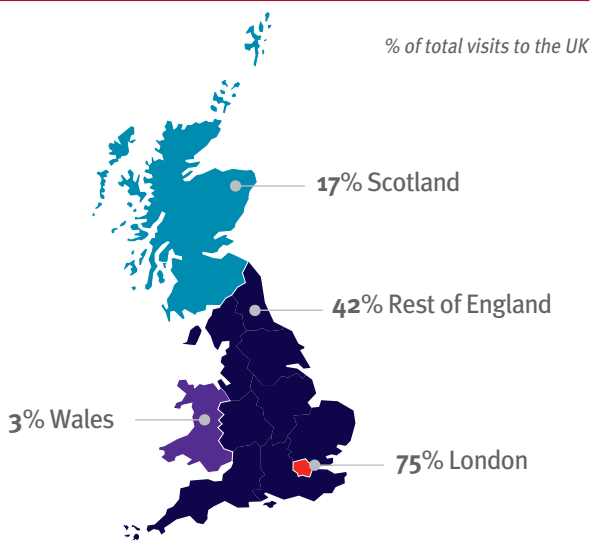


#57 Global ranking for inbound visits to the UK in 2018

### Seasonal spread of travel\* (2016-2018)

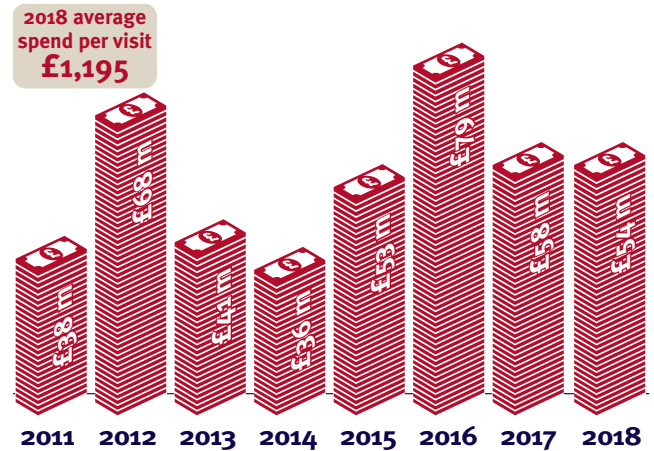


### Regional spread of travel\* (2016-2018)



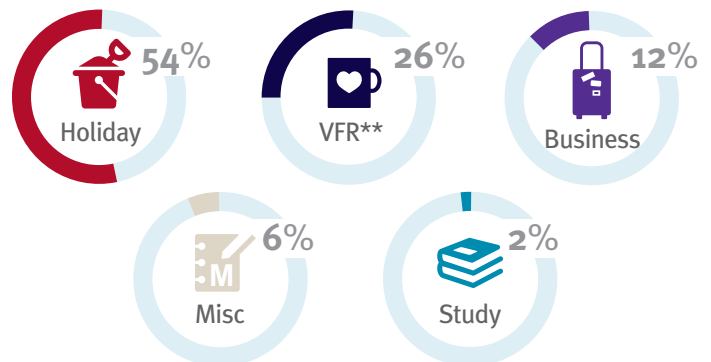
Percentages may not total 100% as single visit may include multiple regions.

### Annual visitor spend\*

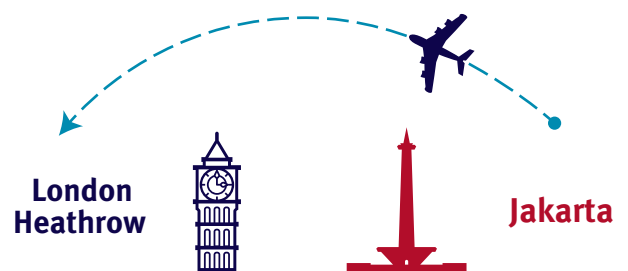


#52 Global ranking for inbound spend in the UK in 2018

### Purpose of travel\* (2016-2018)



### Departure & destination airports\*\*\* (2018)



### Average flight seats per week\*\*\* (2018)

**841**

### Average length of stay\* (2018)

**10** nights

\*\*Visit friends and/or relatives,

\*\*\*direct flights only, both non-stopping and stopping in Singapore.

Sources: \*International Passenger Survey (IPS) - please note that each yearly sample is under 100 respondents; \*\*Apex.

VisitBritain  
1205 Aspect Tower  
Business Bay, PO Box 33342  
Dubai, UAE

+971 (0) 4368 1689  
Carol.Maddison@visitbritain.org

@VisitBritain  
LoveGreatBritain  
@LoveGreatBritain  
@VisitBritainBiz

Corporate website: visitbritain.org  
Image library: visitbritainimages.com  
Trade website: trade.visitbritain.com  
Media centre: media.visitbritain.com



**VisitBritain<sup>®</sup>**