


Rail itineraries – Llandudno and Snowdonia Thrill Seeker 4 day itinerary



[Llandudno and Snowdonia thrillseeker](#)

Llandudno and Conwy - Betws-y-Coed and Snowdonia National Park

4 days 

One of Britain's National Parks, **Snowdonia**, is home to epic landscapes ranging from deep valleys and craggy peaks to dramatic coastlines.

There are endless possibilities for the adventurous traveller, from climbing Wales' highest mountain to zip-lining through the caverns of abandoned mines. But it doesn't all have to be high-octane action, the relaxed seaside setting of Llandudno is just the spot to relax and unwind.

For short trips, individual rail tickets can be booked in advance through **the Trainline**. For longer journeys, one of the easiest and most relaxing ways to explore Britain is with a **BritRail** Pass, which allows unlimited journeys and the freedom to explore. A Wales Explorer Pass would also be an option for visitors spending most of their time in Wales.

Start your journey


Snowdonia and Llandudno are easily reached by train from most major cities. Direct services run to Llandudno Junction from London Euston (3 hrs), Cardiff (4 hrs), Manchester (2 hrs) and Liverpool (2 hrs). Take the shuttle train (10 mins) from Llandudno Junction to Llandudno town centre.

Rail itineraries – Llandudno and Snowdonia Thrill Seeker 4 day itinerary



[Llandudno and Snowdonia thrillseeker](#) 

Llandudno and Conwy - Betws-y-Coed and Snowdonia National Park

4 days 



One of Britain's National Parks, **Snowdonia**, is home to epic landscapes ranging from deep valleys and craggy peaks to dramatic coastlines.

There are endless possibilities for the adventurous traveller, from climbing Wales' highest mountain to zip-lining through the caverns of abandoned mines. But it doesn't all have to be high-octane action, the relaxed seaside setting of Llandudno is just the spot to relax and unwind.

For short trips, individual rail tickets can be booked in advance through **the Trainline**. For longer journeys, one of the easiest and most relaxing ways to explore Britain is with a **BritRail** Pass, which allows unlimited journeys and the freedom to explore. A Wales Explorer Pass would also be an option for visitors spending most of their time in Wales.

Start your journey

Snowdonia and Llandudno are easily reached by train from most major cities. Direct services run to Llandudno Junction from London Euston (3 hrs), Cardiff (4 hrs), Manchester (2 hrs) and Liverpool (2 hrs). Take the shuttle train (10 mins) from Llandudno Junction to Llandudno town centre.

Known as the gateway to Snowdonia, Betws-y-Coed (pronounced bet-us-ee-koyd) is a natural base for exploring the splendour of the National Park. Overlooked by Gwydyr Forest Park, the picturesque stone village is packed with accommodation options and outdoor gear shops, with easy transport links to the area's many attractions. There are regular trains running from Llandudno Junction to Betws-y-Coed (25 mins). Check timetables for the [X1 bus service](#)  and the [19 bus service](#) .

Things to do in Betws-y-Coed and Snowdonia National Park

Snowdon Mountain Railway

Majestic Snowdon dominates the glorious ancient landscape of North Wales and, at 1085m, it is the highest mountain in Wales and England. Since 1896 visitors have been travelling to the summit of Snowdon by train, on what is Britain's highest rack railway. On a clear day you can see Ireland, England, Scotland and the Isle of Man from Hafod Eryri, the unique Snowdon Summit Visitor Centre. Subject to weather conditions and passenger demand, trains run every day from mid-March until the end of October. Booking ahead is recommended.

[Website: Snowdon Mountain Railway](#) 



Llechwedd Slate Caverns


A visit to Llechwedd Slate Caverns involves travelling 650ft underground to marvel at the enormous caverns, wonder at the underground lake and hear the fascinating real-life stories of the miners who worked in this former slate mine. Easily combined with a visit to Zip World, the train or X1 bus to Blaenau Ffestiniog from Betws-y-Coed station take around 25 minutes.

[Book on the Visit Britain shop](#) 

Zip World & Bounce Below


Wales is home to Europe's biggest zip zone: [Zip World](#). Located in Blaenau Ffestiniog, speed junkies will love [Titan](#), or for little adventurers, there's [Bounce Below](#), a remarkable subterranean playground. Trains to Blaenau Ffestiniog or the X1 bus from Betws-y-Coed station (25 min) go here. It's recommended to book in advance.

[Book on the Visit Britain shop](#)



Gwydir Castle

A lovingly restored 16th-century manor, Gwydir Castle has a reputation for being one of Wales' most haunted homes. Visitors can uncover the castle's many historical connections or stay overnight to experience its more ghostly associations. After taking the X1 bus to Llanrwst Bridge (10 min) it is just a 0.5 mile walk to the castle. The castle is closed on Mondays and Saturdays.

[Website: Gwydir Castle](#) 

Go Below

Located in a converted old mine, Go Below's thrilling adventure space offers zip-lining through caverns, boating across lakes and traversing over an abyss. Go Below can easily be reached by catching the 19 bus from Betws-y-Coed station. Booking ahead is recommended.

[Website: Go Below](#) 



BritRail Pass

For those exploring Britain by train, a BritRail Pass is the easiest and most cost-effective way to travel. For a single fixed price, pass holders can make unlimited train journeys around the whole country or a region of their choice. BritRail tickets are exclusive to overseas visitors so they will need to buy their ticket before they arrive in the UK.

[Book on the Visit Britain shop](#) 